

FIREBOLT DM

1/10 RWD ELECTRIC COMPETITION OFFROAD BUGGY CAR KIT

SETUP SHEET



SHOCKS POSITION

CASTER BLOCK INSERT
 0 2.5 5.0

SPACER _____ mm

UPPER CAMBER LINK
 1 2 3 4

UPPER LINK 1 2

WHEEL SPACER _____ mm

SHOCKS POSITION

KICK-UP ANGLE: 25° 30°

ADDITIONAL WEIGHT _____ g **WEIGHT LOCATION** _____

FRONT
 SPACER _____ mm
 SPACER UP LOW
 STEERING SPACER _____ mm
 SPACER FRONT REAR
 FRONT GROUND CLEARANCE _____ mm
 CAMBER ANGLE _____ °
 TOE ANGLE _____ °

FRONT

SHOCK LENGTH _____ mm

STROKE _____ mm

PISTON _____

OIL _____

SPRING _____

LIMITERS: Inside _____ mm Outside _____ mm

REBOUND _____ %

NOTES _____

SHOCKS POSITION

REAR HUB LINK POSITION
 UP LOW
 UP LOW

SPACER _____ mm

UPPER CAMBER LINK
 1 2

WHEEL SPACER _____ mm

SHOCKS POSITION

TOE SPACER _____ mm

SWAY BAR _____ mm

REAR
 SPACER _____ mm
 SUSPENSION SPACER _____ mm
 ANTI-SQUAT SPACER _____ mm
 WHEEL SPACER _____ mm
 REAR GROUND CLEARANCE _____ mm
 CAMBER ANGLE _____ °
 TOE ANGLE _____ °

REAR

SHOCK LENGTH _____ mm

STROKE _____ mm

PISTON _____

OIL _____

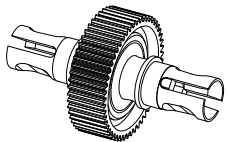
SPRING _____

LIMITERS: Inside _____ mm Outside _____ mm

REBOUND _____ %

NOTES _____

DIFFERENTIAL



DIFFERENTIAL TYPE:
 BALL GEAR

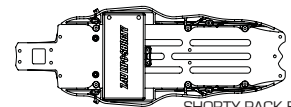
SETTING _____

OIL _____

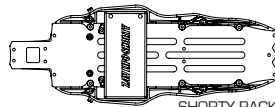
BATTERY POSITION



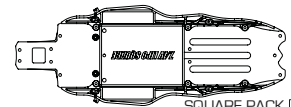
SHORTY PACK INLINE



SHORTY PACK BACKWARD



SHORTY PACK FORWARD



SQUARE PACK

FRONT TIRES

TIRE _____

COMPOUND _____

INSERT _____

WHEEL _____

NOTES _____

REAR TIRES

TIRE _____

COMPOUND _____

INSERT _____

WHEEL _____

NOTES _____

MOTOR _____ ROTOR _____ TIMING _____

SPUR _____ T PINION _____ T RATIO _____

ESC _____ SETUP _____ BATTERY _____

STEERING EXPO _____ BRAKE E.P. _____ THOTTLE EXPO _____

BODY _____ WING _____ ANGLE 6° 8° 10°