

# Setup Sheet

## Driver Details

Name

Date

## Wheels and Tyres

Rear Foam	Front Foam
Rear Dia. mm	Front Dia. mm
Rear Additive <input type="checkbox"/>	Front Additive <input type="checkbox"/>
Rear Glue Dots <input type="checkbox"/>	Front Glue Dots <input type="checkbox"/>

## Notes

## Surface

Track Type Smooth  Bumpy  Tight  Open

Grip High  Med  Low

## Chassis and Electrics

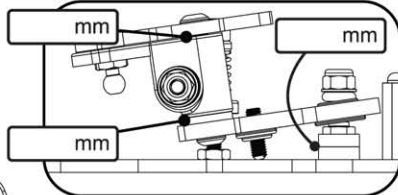
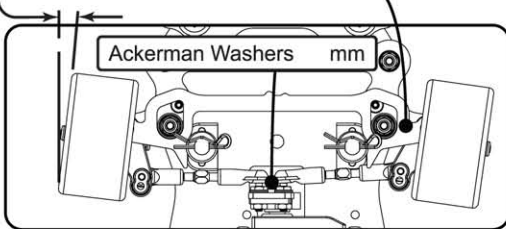
S1 <input type="checkbox"/> Carbon <input type="checkbox"/>	Motor
Bodyshell	Spur
Wing	Pinion
E.S.C	mm/rev
Servo	Timing Deg
Receiver	
Battery	1S <input type="checkbox"/> Shorty <input type="checkbox"/>

## Motor and Gearing

## Front

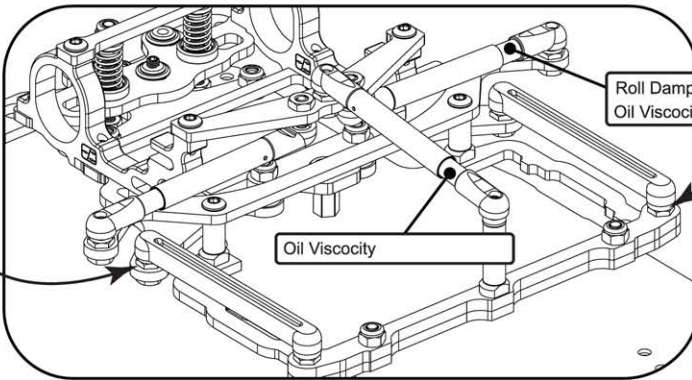
Front Ride Height mm Front Droop mm

Front Toe In ° Camber Plate 1°  1.5°  2°



- 5lb/in White
  - 7lb/in Yellow
  - 10lb/in Blue
  - 14lb/in Green
  - 19lb/in Red
  - 26lb/in Black
- 

## Centre



Roll Dampers Yes  No   
Oil Viscosity

- None
- White
- Blue
- Red
- Black

- None
- White
- Blue
- Red
- Black

## Rear

Motor Spacer 0  1  2

Rear Ride Height mm

- 5lb/in White
  - 7lb/in Yellow
  - 10lb/in Blue
  - 14lb/in Green
  - 19lb/in Red
  - 26lb/in Black
- 
- Diff Yes  No
  - 30g Weight
  - Rear Droop mm
  - Rear Droop Screws 1  2

Ride Height Adjuster

